



User Manual (cabinet)

RM11E 6-10kVA

Solutions behind the power

All rights reserved.

The information in this document is subject to change without notice.

Publish statement

Thank you for purchasing this series UPS.

This series UPS is an intelligent, single phase in single phase out, high frequency online UPS designed by our R&D team who is with years of designing experiences on UPS. With excellent electrical performance, perfect intelligent monitoring and network functions, smart appearance, complying with EMC and safety standards, The UPS meets the world' s advanced level.

Read this manual carefully before installation

This manual provides technical support to the operator of the equipment.

1:1



1. Instructure:

6-10KVA UPS battery pack dimension is W440*H131*D680mm. It includes battery connection cables, breaker, terminal, etc, with max. capacity of 20pcs 12V/7AH or 12V/9AH batteries inside. The battery connection could be configured to output $\pm 120V$, two groups batteries connect in series as BAT+、BATN、BAT-.




Fig.1 The complete battery pack cabinet

2.2 . Battery installation and connection

Users need 20pcs batteries, divide into 2groups. Each group has 10pcs batteries in series, as (BAT+ BATN BAT-) shown below.

2.2.1. 20pcs batteries installation and connection: There have three battery trays, then connect the batteries as shown in below pictures.

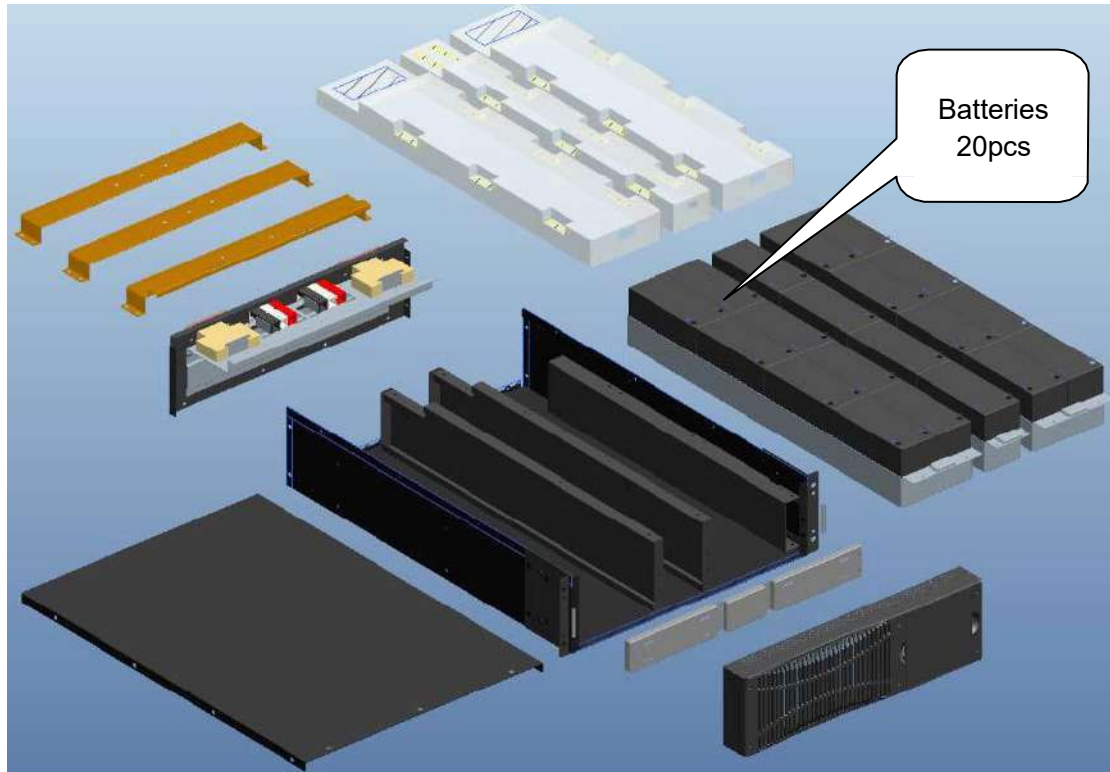


Fig. 5 (20pcs batteries installation)

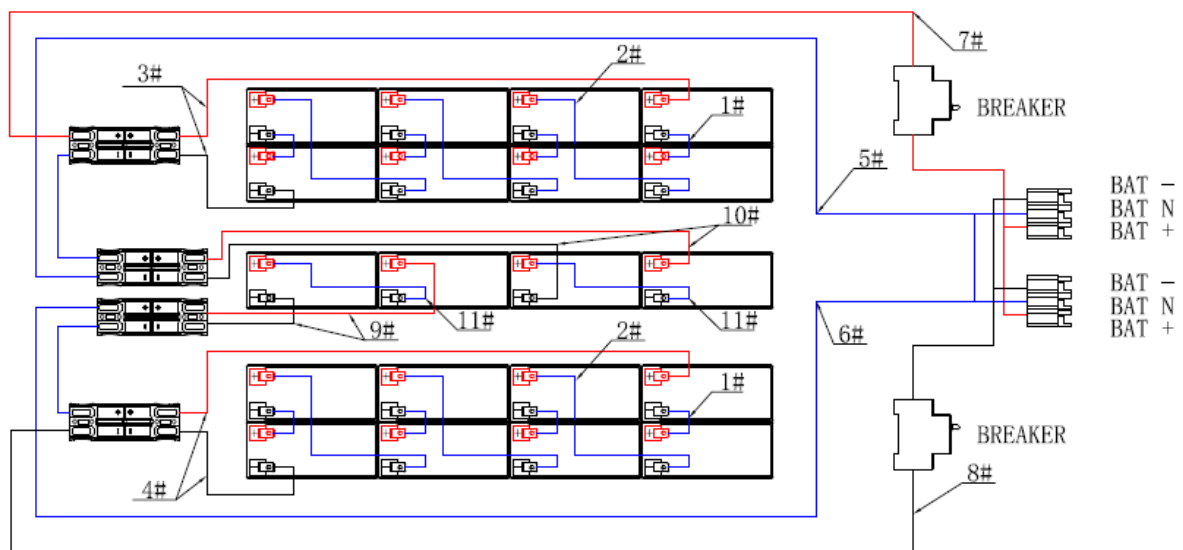


Fig. 6 (20pcs batteries connection)

2.2.2. After the battery installation and connection done, check if BAT+ to N & N to BAT- voltages are correct with multimeter or other equipments. Install the cover if the voltages are correct.

NOTE: Battery “+” “-” poles cannot be reversed, also cannot short the battery “+” “-” poles, otherwise batteries would be damaged or other accidents would happen. Don’t touch the battery “+” “-” poles at the same time. It’s better only single man make the operation.

3. Battery pack accessories

A complete of 6-10KVA UPS battery pack includes below accessories.

No.	Name	Specification	PCS
1	Cable 1#	Black wire 1015 10AWG 101mm 250TC*2	8
2	Cable 2#	Black wire 1015 10AWG 230mm 250TC*2	6
3	Cable 3#/4#	2wires black 1015 10AWG 200/670mm 11375S2*2+250TC*2+PS70	2
4	Cable 5#/6#	4wires Red & Black 1015 10AWG 100*2/230*2mm PP75*6+SB50*6+YI16*2	1
5	Cable 7#/8#	7wires Red & Black & Blue 1015 10AWG 100*2/150mm/700*2mm/800*2mm 11375S2*8+MPC50*2+PS70*4+YI16*2	1
6	Cable 9#	2wires black 1015 10AWG 230/400mm 11375S2*2+250TC*2+PS70	1
7	Cable 10#	2wires black 1015 10AWG 530/700mm 11375S2*2+250TC*2+PS70	1
8	Cable 11#	Black wire 1015 10AWG 200mm 250TC*2	2
9	Breaker	NDB2Z-63 C63/1 1P 63A/250VDC UL certified	2
10	Battery Pack	W440*H131*D680mm	1

