



Solutions behind the power

1:1



96.5%

ECO efficiency*

10A

Maximum charger current*

PF=1.0

kVA=kW

0 ms

Transfer time
(AC ↔ Battery)

THDi ≤ 3%

Input Quality

LiFePO4

>2000 cycles

LiFePO4 Online UPS. True PF1.

Online Double Conversion (VFI) · Generator-ready · Wide input 110-300Vac · Low THDi · Pure sinewave output

Hot-swappable LiFePO4 with BMS · Cold start · RS232 / USB / SNMP options · Programmable outlets & maintenance bypass options

Applications



ON LINE



Rack/Tower



IT Servers



Finance



E-Medical



Industry



Transport



Education

RM11E PRO 1-3kVA is a compact, true **PF1.0** online double-conversion UPS for mission-critical IT loads.

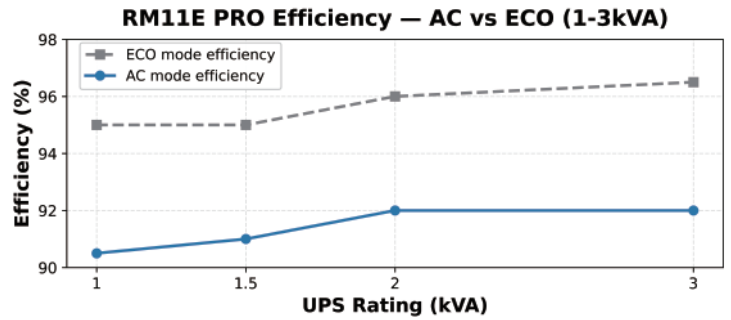
With integrated **LiFePO4** battery, smart **BMS** protection, and **>2000-cycle lifetime**, it delivers long service life and lower total cost. Its **1110-300Vac** wide input and generator-ready design keep output stable under unstable mains conditions. **Up to 96.5% ECO efficiency** reduces heat and running cost while maintaining a clean, regulated pure sinewave output. Flexible monitoring via **RS232/USB/SNMP** options and smart output control simplify integration and maintenance. Ideal for edge **IT and server racks, network/telecom rooms, security systems, retail/branch offices, and critical control loads.**

*Performance may vary by configuration and environment, charger size is based on offered model.

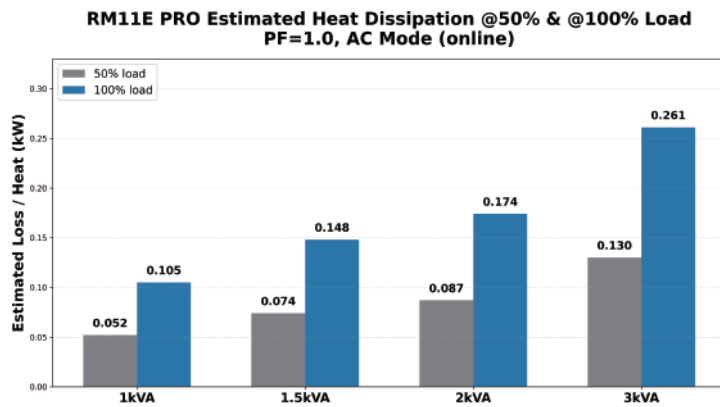
SCAN THE CODE
TO LEARN MORE



- **True PF=1.0 (kVA=kW)** for maximum usable output on IT loads.
- Rack/Tower convertible design
- **Online double conversion (VFI) with pure sinewave output** for sensitive servers & networking.
- **Wide input range 110-300Vac** to handle unstable utility and reduce battery cycling.
- Integrated **LiFePO4 battery with smart BMS protection** for safety and reliability.
- **Hot-swappable battery design** to minimize downtime and simplify service.
- Intelligent fan control & battery **cold-start**.
- **Emergency Power Off (EPO)** function
- **Multiple communication interface: USB, RS232** (base interface)



Performance



- **High efficiency:** up to **96.5% ECO** (and up to 92% online, model dependent).
- **Generator-ready input quality:** THDi ≤ 3% and Input PF ≥ 0.99.
- **Fast transfer:** 0 ms (AC ↔ Battery), 4 ms typ. (Inverter ↔ Bypass).
- **Tight output regulation:** ±1% voltage regulation, selectable 208/220/230/240Vac.
- **Clean waveform:** THDv ≤ 3% (linear) / ≤ 5% (non-linear)
- **Crest factor 3:1.**
- **Smart charger design for optimized battery performance**
- **Long-life lithium:** >2000 cycles design life for lower replacement cost.

Internal battery is SKU-specific based on ATENCO official offers.
Lithium pack certifications depend on the selected pack/vendor.

Optional Accessories

- **Maintenance bypass / rack PDU bypass** for easier servicing and higher uptime.
- **3.5" touch-screen HMI** (optional).
- **SNMP communication card** (optional) for remote monitoring, alarms, and safe shutdown.
- **Dry contact card** (optional) for external alarms and remote control interfacing.

Options (cards, bypass, larger charger, PDUs, accessories) are not standard.




The LCD panel can be rotated (Touch screen is gravity sensing)



Dry contact card



SNMP card



Multifunctional bracket



Rail Kit

Note: Specifications are model-specific. Optionals (e.g., bigger charger, communications cards, accessories) are not supplied by default and vary by SKU/order.

Final deliverables and configurations are defined only by ATENCO's formal quotation and the customer's confirmed model/options.

RM11E PRO Technical Specifications

	RM11E PRO Series			
Model	RM11E-1k-PRO-S-LI	RM11E-1.5k-PRO-S-LI	RM11E-2k-PRO-S-LI	RM11E-3k-PRO-S-LI
Capacity	1kVA/1kW	1.5kVA/1.5kW	2kVA/2kW	3kVA/3kW
INPUT				
Nominal voltage	208/220/230/240Vac			
Operating voltage range	110~300Vac (176~264Vac @ 100% load)			
Power factor	≥0.99			
Bypass frequency range	40~70Hz (50/60Hz Auto-Sensing)			
OUTPUT				
Nominal voltage	208/220/230/240Vac			
Voltage regulation	±1%			
Power factor	1.0			
Output frequency	Line mode: 46~54Hz/56~64Hz, synchronize with input; Bat. mode: 50/60Hz±0.1			
Crest factor	3:1			
Harmonic distortion (THDv)	≤3% Linear load; ≤5% Non linear load			
Transfer time	AC mode to Bat. mode: 0ms; Inverter to Bypass: 4ms (Typical)			
Waveform	Pure Sinewave			
EFFICIENCY				
AC mode	Up to 90.5%	Up to 91%	Up to 92%	Up to 92%
ECO mode	Up to 95%	Up to 95%	Up to 96%	Up to 96.5%
BATTERY				
Battery type	LiFePO4			
Battery voltage	25.6Vdc	48Vdc	76.8Vdc	76.8Vdc
Battery capacity	9Ah	6Ah	6Ah	9Ah
Backup time (Full load)	9mins	7mins	9mins	9mins
Charging current (Max.)	2A			
MANAGEMENT				
LED/LCD Display	Line mode, Bat. mode, ECO mode, Bypass mode, Battery low voltage, Overload & UPS fault			
ENVIRONMENT				
Operating temperature	0°C~40°C			
Storage temperature	-25°C~55°C			
Humidity range	20~95%RH @ 0~40°C (Non condensing)			
Altitude	<1000m, derating required between 1000m to 3000m			
Noise level	<50dB			
OTHERS				
Generator compatible	Yes			
Short circuit	Hold Whole System			
Overheat	Line mode: switch to bypass; Backup mode: shut down UPS immediately			
Low battery voltage	Alarm and switch off			
EPO	Shut down UPS immediately			
Addible & Visual alarms	Line Failure, battery low, overload, system fault			
Leakage current	≤3.5mA (come with label)			
PHYSICAL				
Dimension W×D×H	440×325×86.5mm	440×460×86.5mm	440×500×86.5mm	440×640×86.5mm
Net weight	10kg	13.5kg	16.5kg	23kg
STANDARDS				
Safety	IEC/EN 62040-1, IEC/EN 62477-1, IEC 62133 (Cell), IEC 62619 (Pack)			
EMC	IEC/EN 62040-2			
Transportation	UN38.3			

Disclaimer: Products are continuously improved and updated. As a result, actual product specifications may differ from promotional or technical materials due to asynchronous revisions. This document is provided for reference only and does not constitute an offer, warranty, or commitment.

RM11E PRO Technical Specifications

	RM11E PRO Series		
Model	RM11E-1k-PRO-L-LI	RM11E-2k-PRO-L-LI	RM11E-3k-PRO-L-LI
Capacity	1kVA/1kW	2kVA/2kW	3kVA/3kW
INPUT			
Nominal voltage	220/230(default)/240Vac		
Operating voltage range	176~264Vac (110~300Vac @ 50% load)		
Frequency range	40~70Hz		
Power factor	>0.98 (full load)	>0.99 (full load)	
Connection cord	C14	C20	
OUTPUT			
Nominal voltage	220/230(default)/240Vac		
Power factor	1.0		
Voltage Regulation	±1% (Static); ±5% (Dynamic)		
Voltage (THDv)	< 3% (Full linear load); < 5% (Full nonlinear load)		
Output frequency	50/60Hz ±4Hz (Line mode); 50/60Hz ±0.02Hz (Battery mode)		
Over load Capability (Online mode)	105%~125%: UPS transfer to bypass after 1 minute when the utility is normal; 125%~130%: UPS transfer to bypass after 30 seconds when the utility is normal; >130%:UPS transfer to bypass after 0.2 second when the utility is normal		
Over load Capability (Battery mode)	105%~125%: UPS after 1minute shut down; 125%~130%: UPS after 10 seconds shut down; >130%: UPS after 0.2 second shut down		
Over load Capability (Bypass mode)	105%~130% :shutdown after 10mins; 130%~200% :shutdown after 1mins; >200% :shutdown after 200ms		
Current crest ratio	3:1		
Outlets - Total	8*C13	8*C13	1*C19, 8*C13
Non-programmable Receptacles	4*C13	4*C13	1*C19, 4*C13
Programmable receptacles	4*C13	4*C13	4*C13
EFFICIENCY			
AC mode	Up to 90%	Up to 92%	Up to 92%
ECO mode	Up to 95%	Up to 96%	Up to 96.5%
TRANSFER TIME			
AC mode ↔ Bat. Mode	0 ms		
Inverter ↔ bypass	4 ms typical		
MANAGEMENT			
Control panel LCD	Segment colorful screen (Colorful touch screen optional)		
Communication	LCD, RS232 port, USB port, RS485 port, Emergency Power Off (EPO)		
SNMP slot	Mini SNMP card slot (Big card slot optional)		
ENVIRONMENT			
Operating temperature	0°C~40°C		
Storage temperature	-25°C~55°C (without batteries)		
Operating humidity	0~95% (non condensing)		
Storage humidity	0~95% (non condensing)		
Operating altitude	0~3000m (1000~3000m derating required)		
Protection class	IP20		
Pollution degree	II		
Overvoltage category	II		
Power distribution system	IT/TT/TN		
Audible noise	≤55dB		
REGULATORY			
Certification	CE		
Environment	ROHS 2.0 (Reach)		
Safety	EN 62040-1: 2008+A1: 2013 (CE); IEC/EC 62040-1, IEC/EN 60950-1		
EMC	IEC/EN 62040-2 C2		
ISTA	ISTA Procedure 2A		
OTHERS			
Generator compatible	Yes		
Short circuit	Hold Whole System		
Overheat	Line mode: switch to bypass; Backup mode: shut down UPS immediately		
Low battery voltage	Alarem and switch off		
EPO	Shut down UPS immediately		
Addible & Visual alarms	Line Failure, battery low, overload, system fault		
Leakage current	≤3.5mA (come with label)		
PHYSICAL			
Dimension W×D×H	440×460×86.5mm	440×500×86.5mm	440×500×86.5mm
Product weight	TBD	TBD	TBD

Disclaimer: Products are continuously improved and updated. As a result, actual product specifications may differ from promotional or technical materials due to asynchronous revisions. This document is provided for reference only and does not constitute an offer, warranty, or commitment.

RC Li 6-30kVA battery pack specification

	Rack Cabinet (Lithium)
Model	RC04808S-LI
BATTERY SYSTEM	
Battery type	LiFePO ₄ (48V 50Ah)
Battery number	15S1P
Charge voltage	52.5V
Charge current (max.)	10A
Package quantity (max.)	8
Communication	BMC, RS485, CAN
Dimension W×D×H	438×600×86mm
Certification	TUV/CB
Environment	ROH 2.0 (Reach)
Safety	UL1778 5th Edition CSA C22.2 NO.107.3-14,UL1640,UL1973, IEC62619
FCC	FCC Part 15, Subpart B, ClassA, ANSI C63.4-2014
EMC	IEC/EN 62040-2 C2
ISTA	ISTA Procedure 2A
UN	UN38.3

Model remark: RC04808S-LI, "RC" means Rack Cabinet; "048" means the battery system voltage;
 "S" means no battery neutral system; "08" means battery capacity; "LI" means Lithium-ion battery.



Disclaimer: Products are continuously improved and updated. As a result, actual product specifications may differ from promotional or technical materials due to asynchronous revisions. This document is provided for reference only and does not constitute an offer, warranty, or commitment.

