



Solutions behind the power

1:1



95.5%

Online (VFI)
efficiency*

10A

Maximum charging*

3-Level

IGBT Inverter

PF=1.0

kVA=kW

110/125/150%

Overload (60/10/1 min)

4× (N+X)

Parallel Redundancy
6/10kVA

Unity Power. 3-Level IGBT.

3-Level IGBT inverter for cleaner, lower-loss power · Up to 95.5% online efficiency · 10A* Charger · VRLA battery · Dual input source (Optional)

PF=1.0 · Input PF ≥0.99 · THDi ≤3% · 0 ms transfer · 40-70Hz · 110-300 Vac · ECO up to 98% · N+X=4 (6/10kVA) · Dual card slots (Optional)

Applications



ON LINE



Rack/Tower



Datacenter



Finance



E-Medical



Industry



Transport



Education

RM11E Elite is ATENCO's high-end 2U rack/tower VFI UPS built on **three-level IGBT** for cleaner, lower-loss power. It delivers **PF 1.0** output with **up to 95.5% online efficiency** (ECO up to 98%) to cut heat, noise, and operating cost. A wide **110-300 Vac** input, **low THDi (≤3%)**, and **zero-transfer** switching protect sensitive servers and edge IT- even on generators.

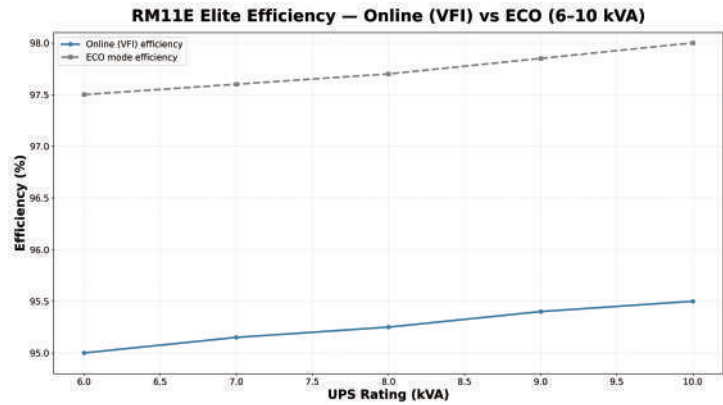
Battery-flexible by design, the **10A fast charger** speeds recovery with **AGM VRLA** strings. scalable redundancy **N+X up to 4 units**, with smart fan control for quiet operation. **Dual intelligent slots** (optional) rich I/O (USB/RS-232/485, EPO) streamline remote monitoring, integration, and lifecycle management.

*Performance may vary by configuration and environment, charger size is based on offered model.

SCAN THE CODE
TO LEARN MORE

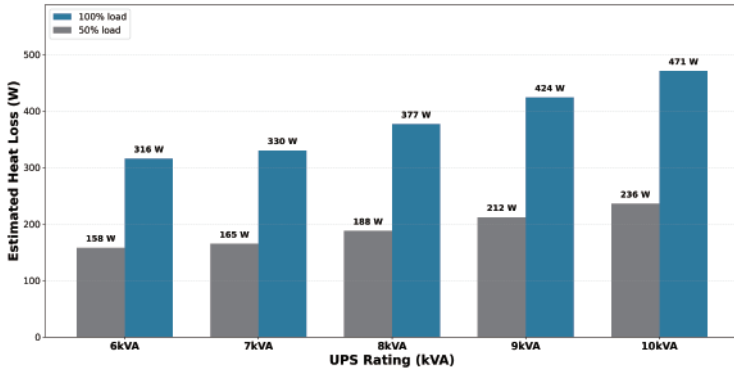


- 2U rack/tower chassis 2.4 inch display
- **Optional Rotatable 3.5" LCD/HMI**
- **Dual intelligent slots** (cards optional); USB/RS-232/RS-485/EPO, dry contacts
- **Selectable output** 208/220/230/240 Vac; **40-70Hz**
- **Dual input source** (optional); generator-friendly with surge/EMI filtering
- **Cold start; auto self-test** at startup
- **Intelligent fan control** for low acoustics
- **Protection suite:** short-circuit, overload, over-temp, battery over/under-voltage, fan fault alarms



Performance

RM11E Elite Estimated Heat Dissipation @ 50% & @ 100% Load
PF 1.0, Online (VFI) Mode



- PF=1.0 output (kVA=kW)
- **3-Level IGBT** online double-conversion (full digital control)
- **Up to 95.5% online efficiency; ECO up to 98%**
- Input PF ≥0.99; THDi ≤3%
- **0 ms transfer** (AC↔BAT, INV↔BYP)
- **±1% voltage regulation; crest factor 3:1**
- **Low noise:** <45 dB (6kVA), <50 dB (10kVA)

Internal battery (up to 16×9Ah) is SKU-specific based on ATENCO official offers.

Optional Accessories

- **SNMP / Modbus-TCP / Relay** cards (dual-slot)
- **Parallel kit** (6/10kVA)
- **External maintenance bypass** box
- **VRLA battery cabinets** with cabling kits
- **Rack PDUs / Rail kits**

Options (cards, dual-input, parallel kit, bypass, larger charger, PDUs, accessories) are not standard.



Multifunctional bracket



Rail Kit



Mini Dry contact card



Mini SNMP card

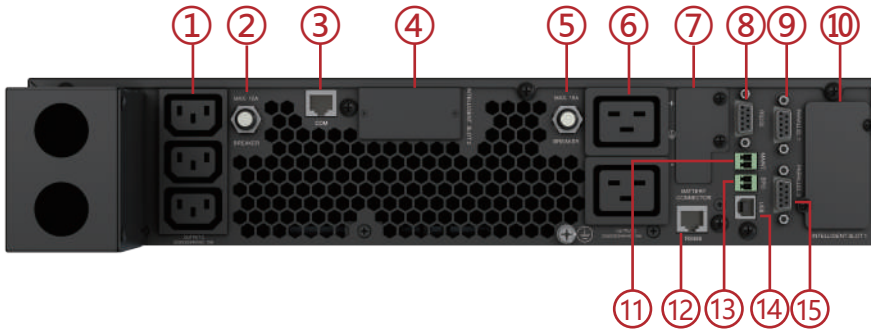


Note: Specifications are model-specific. Optionals (e.g., parallel kit, bigger charger, communications cards, accessories) are not supplied by default and vary by SKU/order. Final deliverables and configurations are defined only by ATENCO's formal quotation and the customer's confirmed model/options.

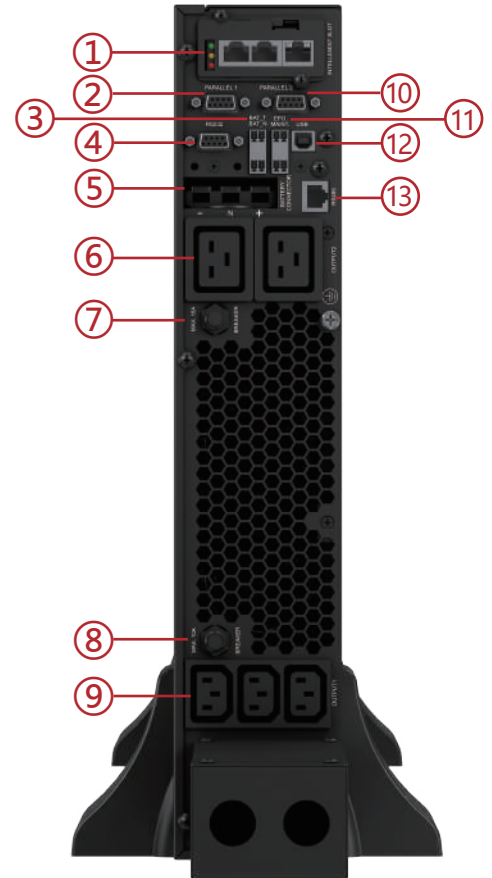
Rear Panel

RM11E-Elite-6-10kVA-2U

Option 1



Option 2



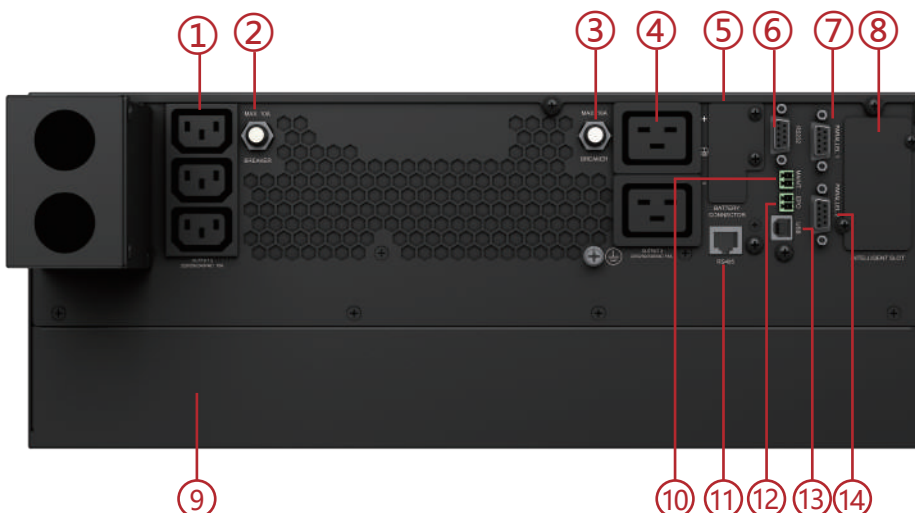
Option 1

1. Output 2 (220/230/240VAC 10A)
2. Breaker (Max.10A)
3. Communication Port
4. Intelligent Slot 2
5. Breaker (Max.16A)
6. Output 3 (220/230/240VAC 16A)
7. Battery Connector
8. RS232
9. Parallel 1
10. Intelligent Slot 1
11. MAINT
12. RS485
13. EPO
14. USB Port
15. Parallel 2

Option 2

1. Intelligent Slot
2. Parallel 1
3. BAT_T/BAT_N
4. RS232
5. Battery Connector
6. Output 2
7. Breaker (Max.16A)
8. Breaker (Max.10A)
9. Output 1
10. Parallel 2
11. EPO & MAINT
12. USB Port
13. RS485

RM11E-Elite-6-10kVA-4U



1. Output 2 (220/230/240VAC 10A)
2. Breaker (Max.10A)
3. Breaker (Max.16A)
4. Output 3 (220/230/240VAC 16A)
5. Battery Connector
6. RS232
7. Parallel 1
8. Intelligent Slot
9. Internal Battery Space
10. MAINT
11. RS485
12. EPO
13. USB Port
14. Parallel 2

Note:

EPO: Emergency Power Off

MAINT: Maintenance Bypass Senser - Dry-contact input

BAT_T/BAT_N: Battery Sensor

RM11E Elite Technical Specifications


		RM11E Elite Series	
Model		RM11E-6K-EL-B / RM11E-6K-EL-S	RM11E-10K-EL-B / RM11E-10K-EL-S
Capacity		6000VA/6000W	10000VA/10000W
INPUT			
Nominal voltage		208/220/230(Default)/240Vac	
Input voltage range		110~300Vac (110~176Vac@50% load/176~300Vac@100% load)	
Input frequency range		40~70Hz (50/60Hz Auto-Sensing)	
Harmonic distortion(THDi)		≤3%	
Power factor		≥0.99	
Input Connection		HW terminal (L+N+G)	
Bypass voltage range		Max.voltage: 208/220Vac: +25% (Optional +10%, +15%, +20%) 230V: +20% (Optional +10%, +15%) 240V: +15% (Optional +10%) Min.voltage: -45% (Optional -10%, -20%, -30%)	
OUTPUT			
Output voltage		208/220/230(Default)/240Vac	
Voltage regulation		±1%	
Output connection	Programmable	C19*2+C13*3	
	Non-programmable	HW terminal (L+N+G)	
Power factor		1.0	
Output frequency	Online mode	±1%/±2%/±4%/±5%/±10% of the rated frequency (Optional)	
	Battery mode	(50/60±0.1%)Hz	
Crest factor		3:1	
Harmonic distortion (THDv)		≤1% Linear load ≤3% Non linear load	
Transfer time	AC mode to Bat.mode	0ms	
	Inverter to Bypass	0ms	
Output waveform		Pure Sinewave	
Overload	Online mode	Load≤110%, last 60min; ≤125%, last 10min; ≤150%, last 1min; >150%, turn to bypass mode immediately	
	Battery mode	Load≤110%, last 10min; ≤125%, last 1min; ≤150%, last 10 second; >150%, 0.2 second shut down	
	Bypass mode	105%≤load≤130%,only overload alarm; ≤150%, last 10min; ≤200%,last 1min; >200%, 0.2 second shut down	
Efficiency	Online mode	Up to 95%	Up to 95.5%
	ECO mode	Up to 97.5%	Up to 98%
BATTERY			
Battery voltage	VRLA battery	192/216/240Vdc (Settable)	
	Lithium battery	192Vdc	
Charging current (Max.)		8A	10A
		Charging current adapts to the battery type and battery capacity	
INDICATORS			
LED display		Online mode, Bat.mode, ECO mode, Bypass mode, Battery low voltage, Overload & UPS fault	
LCD display		Input voltage, Input frequency, Output voltage, Output frequency, Load percentage, Battery voltage, Inner temperature & Remaining battery backup time	
ALARM			
Battery mode		Beeping every 4 seconds	
Battery low		Beeping every second	
Overload		Beeping twice every second	
Fault		Continuously beeping	
PHYSICAL			
Dimension W×D×H		440×621.5×86.5mm	
Net weight		15.4kg	17kg
ENVIRONMENT			
Operating temperature		0℃~40℃	
Storage temperature		-25℃~55℃	
Humidity range		0~95%RH @ 0~40℃ (Non condensing)	
Altitude		< 1500m, derating required when > 1500m	
Noise level*		<45dB at 1 Meter	<50dB at 1 Meter
STANDARDS			
Safety		CB: IEC 62040-1:2017, CE-LVD: EN 62040-1:2008+A1:2013	
EMC		IEC 62040-2:2016, EN 62040-2:2018 C2	
Performance		IEC/EN 62040-3	

Disclaimer: Products are continuously improved and updated. As a result, actual product specifications may differ from promotional or technical materials due to asynchronous revisions. This document is provided for reference only and does not constitute an offer, warranty, or commitment.

RC N 6-10kVA battery pack specification

	Rack Cabinet (Lead Acid)	
Model	RC16192N / RC16192EL / RC16192EL-B	RC20240N-EL / RC20240N-EL-B
BATTERY SYSTEM		
Battery type	VRLA (Lead acid maintenance free battery)	
Typical battery recharging time	4 hours (To 90% of full capacity)	
Typical battery life	3~5 years, depend on discharging cycle and ambient temperature	
System voltage	192Vdc	240Vdc
Battery quantity	1×16 PCS	1×20 PCS
Capacity	7Ah/9Ah (12V)	
PHYSICAL		
Dimension W×D×H	440×671.5×131mm(3U)	
Net weight	48kg/53kg	58kg/63kg
ENVIRONMENT		
Operating environment	0°C~40°C	
Relative humidity	0~95% (Non condensing)	
Noise level	< 40dB at 1 Meter	
STANDARDS		
Safety	UL1778 5th Edition CSA C22.2 NO.107.3-14 CB: IEC 62040-1:2017, CE-LVD: EN 62040-1:2008+A1:2013	

Model remark: RC16192N, "RC" means Rack Cabinet, "16" means battery number inside the Rack; "192" means the battery system voltage; "N" means battery with neutral connection; "B" means the cabinet with internal battery.



Disclaimer: Products are continuously improved and updated. As a result, actual product specifications may differ from promotional or technical materials due to asynchronous revisions. This document is provided for reference only and does not constitute an offer, warranty, or commitment.

