



Solutions behind the power

1:1



94%
AC efficiency*

≥0.99
Input PF (PFC)

0 ms
Transfer time

PF 0.9
Output PF
(Optional PF1)

40-70Hz
Auto-sensing

4× (N+X)
Parallel redundancy

Always Online. Zero Transfer Time.

2U Rack/Tower Convertible · True Online Double-Conversion (VFI) · DSP Digital Control · Generator Compatible

Wide Input 110-286Vac · 40-70Hz Auto-Sensing · Output 208/220/230/240Vac · Pure Sinewave (THDv ≤2% linear/ ≤5% non-linear)

Applications



ON LINE



Rack/Tower



Datacenter



SOHO



E-Medical



Industry



Transport



Emergency

RM11E Series is a 2U rack/tower convertible UPS range for 6-10kVA with DSP digital control, input PF ≥0.99 (PFC), input frequency is 40-70Hz auto-sensing, and output voltage is selectable at 208/220/230/240Vac with ±1% regulation.

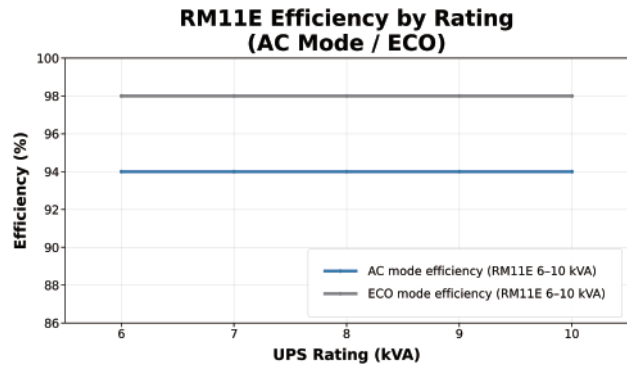
For power quality and operating cost, RM11E supports up to 94% efficiency in AC mode and up to 98% in ECO mode. Output is pure sinewave, 3:1 crest factor, with low distortion (THDv ≤2% linear / ≤5% non-linear for 6-10kVA). The UPS supports a wide input range 110-286Vac. Battery configuration is flexible with DC bus settable ±96 / ±108 / ±120Vdc (16/18/20 blocks) and charging up to 10A to match runtime and recharge targets. Interfaces include USB / RS-232 / EPO, with optional intelligent-slot cards for monitoring and system integration.

*Performance may vary by configuration and environment.

SCAN THE CODE
TO LEARN MORE



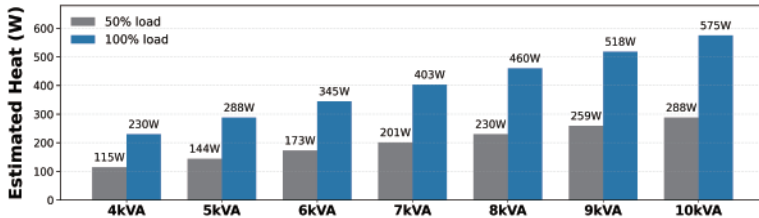
- True online double-conversion UPS with DSP digital control
- Output PF = 0.9 (optional PF 1.0)
- High input PF ≥ 0.99 (PFC)
- 0 ms transfer time (AC mode \rightarrow Battery mode)
- High efficiency up to 94%; ECO mode up to 98%
- Parallel redundancy up to 4 units (optional)
- 2U rack/tower convertible compact design
- Generator compatible and ECO mode
- Standard interfaces: USB / RS-232 / EPO
- LCD/LED status monitoring with real-time parameters



(input/output, load %, battery voltage, temperature, remaining backup time) and alarms

Performance

RM11E — Heat Dissipation @50% & @100% Load
AC Mode, PF = 0.9





- Input frequency range: 40-70Hz, auto-sensing (50/60Hz)
- Input voltage range: 6-10kVA: 110-286Vac
- Selectable output voltage: 208/220/230/240Vac
- Voltage regulation: $\pm 1\%$
- Output waveform: Pure sinewave; crest factor 3:1
- THDv: 6-10kVA: $\leq 2\%$ (linear) / $\leq 5\%$ (non-linear)
- Overload Capability: $\leq 110\%$ for 60 min; $\leq 125\%$ for 10 min; $\leq 150\%$ for 1 min; $> 150\%$ \rightarrow bypass immediately

Scalability, Battery & Charging

- Scalable runtime through external battery cabinets (RC Series)
- Charging / recharge (to 90% capacity): 6-10kVA: 6-8 hours
- Charging current: 6-10kVA: max 10A (settable by battery capacity)
- 6-10kVA DC bus / battery system (settable): ± 96 / ± 108 / ± 120 Vdc (16/18/20 blocks)
- Configurable battery setup: 6-10kVA: 16/18/20 blocks

Optional Accessories

- External Battery Cabinets for extended runtime
- External maintenance bypass PDU options: RM11E-PDU9300E
- Optional cards (via TM220 intelligent slot): SNMP / RS-485 / Relay (BMS/SCADA integration)
- Rack Rail Kit (Optional): Adjustable 19" rack-mount rails for secure installation of the RM11E UPS (2U)



Relay card

SNMP



Multifunctional bracket



Rail Kit



The LCD panel can be rotated

Note: Specifications are model-specific. Optionals (e.g., parallel kit, bigger charger, communications cards, accessories) are not supplied by default and vary by SKU/order.
Final deliverables and configurations are defined only by ATENCO's formal quotation and the customer's confirmed model/options.

RM11E 6-10kVA Technical Specifications


		RM11E Series	
Model		RM11E-6kVA-L	RM11E-10kVA-L
Capacity		6000VA/5400W	10000VA/9000W
INPUT			
Nominal voltage		208/220/230/240Vac	
Input voltage range		110~286Vac	
Power factor		≥0.99	
Bypass voltage range		Max.voltage: 220V: +25% (Optional +10%, +15%, +20%) 230V: +20% (Optional +10%, +15%) 240V: +15% (Optional +10%) Min.voltage: -45% (Optional -20%, -30%)	
FREQUENCY			
Frequency range		40~70Hz (50/60Hz Auto-Sensing)	
OUTPUT			
Output voltage		208/220/230/240Vac	
Voltage regulation		±1%	
Power factor		0.9 (optional 1.0)	
Output frequency	Line mode	±1%/±2%/±4%/±5%/±10% of the rated frequency (Optional)	
	Bat. mode	(50/60±0.1%)Hz	
Crest factor		3:1	
Harmonic distortion (THDv)		≤2% Linear load ≤5% Non linear load	
Transfer time	AC mode to Bat.mode	0ms	
	Inverter to Bypass	0ms	
Output waveform		Pure Sinewave	
Overload	Line mode	Load≤110% last 60min; ≤125% last 10min; ≤150% last 1min; >150% turn to bypass mode immediately	
	Bypass mode	40A (Breaker)	63A (Breaker)
Efficiency		up to 94%	
BATTERY			
Battery voltage		±96/±108/±120Vdc (Settable)	
Typical recharging time		6~8 hours (To 90% of full capacity)	
Charging current		Max.current 10A (Charging current can be set according to battery capacity)	
INDICATORS			
LED display		Line mode, Bat.mode, ECO mode, Bypass mode, Battery low voltage, Overload & UPS fault	
LCD display		Input voltage, Input frequency, Output voltage, Output frequency, Load percentage, Battery voltage, Inner temperature & Remaining battery backup time	
ALARM			
Battery mode		Beeping every 4 seconds	
Battery low		Beeping every second	
Overload		Beeping twice every second	
Fault		Continuously beeping	
PHYSICAL			
Dimension W×D×H		440×625×86.5mm	
Net weight		16kg	18kg
ENVIRONMENT			
Operating temperature		0°C~40°C	
Storage temperature		-25°C~55°C	
Humidity range		20~95%RH @ 0~40°C (Non condensing)	
Altitude		<1500m, derating required when>1500m	
Noise level		<55dB at 1 Meter	<58dB at 1 Meter
STANDARDS			
Safety		IEC/EN 62040-1, IEC/EN 62477-1	
EMC		IEC/EN 62040-2 (IEC 61000-4-2, IEC 61000-4-3, IEC 61000-4-4, IEC 61000-4-5, IEC 61000-4-6, IEC 61000-4-8, IEC 61000-4-11, IEC 61000-2-2)	

*When output voltage is 208Vac, need to derate to 80% of the unit capacity.

Disclaimer: Products are continuously improved and updated. As a result, actual product specifications may differ from promotional or technical materials due to asynchronous revisions. This document is provided for reference only and does not constitute an offer, warranty, or commitment.

UPS Rear Panel

RM11E-6kVA-L / RM11E-10kVA-L



1. EPO "Emergency Power Off"
2. Parallel
3. USB Port
4. Input Breaker
5. Network Intelligent Slot
6. External Battery Port
7. RS232 Port
8. PDU Port
9. Main Input / Output Connector
10. Fan

RC 6-10kVA battery pack specification

	Rack Cabinet
Model	RC20120N / RC20120N-B
BATTERY SYSTEM	
Battery type	VRLA (Lead acid maintenance free battery)
Typical battery recharging time	6~8 hours (To 90% of full capacity)
Typical battery life	3~5 years, depend on discharging cycle and ambient temperature
System voltage	±120Vdc
Battery quantity	1×20 PCS
Capacity	9Ah (12V)
PHYSICAL	
Dimension W×D×H	440×680×131mm (3U)
Net weight	63kg
ENVIRONMENT	
Safety	CE
Operating environment	0°C~40°C
Relative humidity	0~95% (Non condensing)
Noise level	<40dB at 1 Meter

Model remark: RC20120N-B; "RC" means Rack Cabinet; "20" means battery number inside the cabinet; "120" means the battery system voltage; "N" means battery with neutral connection, "B" means the cabinet with internal batteries.



Disclaimer: Products are continuously improved and updated. As a result, actual product specifications may differ from promotional or technical materials due to asynchronous revisions. This document is provided for reference only and does not constitute an offer, warranty, or commitment.

